

Writing a Play Script

The Little Red Riding Hood Collection




twinkl

Writing a Play Script


Little Red Riding Hood: Play Script

Characters




Little Rabbit

a younger sibling, eager for a story




Big Rabbit

an older sibling, and our animal narrator




Red

a young girl who wears a red, hooded cape




Mother

usually baking, she wears a floury apron and carries a rolling pin




Wolf

a very fine-looking gentleman with thick hair, bright big, white teeth, who turns out to be a terrible creature



Granny

a widow with a frail voice who lives alone in a cottage and who loves to knit and bake



Woodcutter

though he's getting on in years, he still feels flustered in his heart when he sees Granny's friends

Little Red Riding Hood: Play Script
Scene 1 – Mother's Kitchen

Lights up. The narrators, Big Rabbit and Little Rabbit, stand downstage.

Little Rabbit: Big Rabbit, Big Rabbit, is it time for a story?

Big Rabbit: What story would you like?

Little Rabbit: Do you know the story of Little Red Riding Hood?

Big Rabbit: *(excited)* Of course I do! Let me just think how it begins...

Lights up on a cottage on the outskirts of a great forest. It is a spring day.

Big Rabbit: Once upon a time – and a very fine time it was – a girl called Red lived with her mother, in a cottage on the outskirts of a great forest.

Mother takes a batch of fresh cupcakes from the oven and places them on a tray.

Mother: Little Red! *(bangs the rolling pin on the table)* Little Red!

Red: *(offstage)* Coming, Mother!

Mother looks up at the clock (it's noon) and taps her foot angrily. Red enters wearing her red cape. Seeing the cupcakes, she reaches out to take one, but her hand stops short.

Red: These smell delicious. *(backing away)* You've been busy, haven't you?

Mother: They're for Granny, so keep your mucky fingers off. I don't want you to steal from little old ladies. Why, your poor granny lives surrounded by fearsome creatures. The least I can do is warn you or two every now and then.

Red: *(rubbing her tummy)* I wouldn't dream of touching Granny's cupcakes!

Mother piles the cupcakes into a wicker basket, then puts her hands on her hips.

Mother: *(huffing)* Now, you're to take this basket straight to your granny. No dallying, keep to the path, and never ever talk to strange creatures!

Little Red Riding Hood: Play Script
Scene 2 – The Forest

Lights up on a sun-dappled forest. Red enters, skipping and singing.

Big Rabbit: As she skipped merrily through the sun-dappled forest, Little Red's hazel eyes sparkled and her bright red cape swung just above her ankles. Her red hair shone in the afternoon sun and her small, freckled nose wrinkled as she smiled cheerfully at her woodland friends: the rabbits and birds.

Red stops to smell some flowers.

Big Rabbit: The birds flitted about, carrying sticks for their nests, and the bluebells beside the path nodded contentedly to themselves. It was hard to believe that anything fearsome lived in these woods.

Red peeks into the basket and rubs her tummy. Wolf stalks onto stage behind Red and leans against a tree trunk.

Wolf: *(silently)* Hello, little girl.

Red jumps and gasps.

Red: Who are you?

Wolf: I'm Mr Wolf. My, what a fine day it is. Don't you just love the fragrant smell of the flowers? The twittering of the birds?

Red: *(tugs at the cape around her neck)* I didn't think that wolves would like birds and flowers.

Wolf: My dear, I simply adore them! I am a wolf of great taste, you know. Where might you be off to on this fine morning?

Red: *(flustered)* I'm visiting my granny.

Wolf: Oh, yes, I know your granny. Old woman? Stooped? Grey hair?

Red: *(sighing with relief)* That's her.

Wolf: Yes, she lives in a... *(waving a claw in the air)*

Red: Wooden cottage.

Read the following extract from the Little Red Riding Hood Collection play script. You will need four characters: Big Rabbit, Little Rabbit, Mother and Red.

Writing a Play Script

Little Red Riding Hood: Play Script

Scene 1 – Mother's Kitchen

Lights up. The narrators, Big Rabbit and Little Rabbit, stand downstage.

Little Rabbit: Big Rabbit, Big Rabbit, is it time for a story?

Big Rabbit: What story would you like?

Little Rabbit: Do you know the story of Little Red Riding Hood?

Big Rabbit: *(excited)* Of course I do! Let me just think how it begins. Ah yes, I remember!

Lights up on a cottage on the outskirts of a great forest. It is a spring day.

Big Rabbit: Once upon a time – and a very fine time it was – a girl called Red lived with her mother, in a cottage on the outskirts of a great forest.

Mother takes a batch of fresh cupcakes from the oven and places them on the table.

Mother: Little Red! *(bangs the rolling pin on the table)* Little Red! Time to get up.

Red: *(offstage)* Coming, Mother!



Writing a Play Script

Little Red Riding Hood: Play Script

Scene 1 – Mother's Kitchen

Lights up. The narrators, Big Rabbit and Little Rabbit, stand downstage.

Little Rabbit: Big Rabbit, Big Rabbit, is it time for a story?

Big Rabbit: What story would you like?

Little Rabbit: Do you know the story of Little Red Riding Hood?

Big Rabbit: *(excited)* Of course I do! Let me just think how it begins. Ah yes, I remember!

Lights up on a cottage on the outskirts of a great forest. It is a spring day.

Big Rabbit: Once upon a time – and a very fine time it was – a girl called Red lived with her mother, in a cottage on the outskirts of a great forest.

Mother takes a batch of fresh cupcakes from the oven and places them on the table.

Mother: Little Red! *(bangs the rolling pin on the table)* Little Red! Time to get up.

Red: *(offstage)* Coming, Mother!

A play script is very similar to a story text (**prose**), but it is set out differently to make it easier for **actors** and **directors** to use.



Writing a Play Script

Little Red Riding Hood: Play Script

Scene 1 – Mother's Kitchen

Lights up. The narrators, Big Rabbit and Little Rabbit, stand downstage.

Little Rabbit: Big Rabbit, Big Rabbit, is it time for a story?

Big Rabbit: What story would you like?

Little Rabbit: Do you know the story of Little Red Riding Hood?

Big Rabbit: *(excited)* Of course I do! Let me just think how it begins. Ah yes, I remember!

Lights up on a cottage on the outskirts of a great forest. It is a spring day.

Big Rabbit: Once upon a time – and a very fine time it was – a girl called Red lived with her mother, in a cottage on the outskirts of a great forest.

Mother takes a batch of fresh cupcakes from the oven and places them on the table.

Mother: Little Red! *(bangs the rolling pin on the table)* Little Red! Time to get up.

Red: *(offstage)* Coming, Mother!

The script is organised into **scenes**, instead of chapters.

The scene ends whenever there is a jump in **time**, or when the **scenery** needs to be changed (a new **setting**).

The title of the scene often states where the action takes place.

Writing a Play Script

Little Red Riding Hood: Play Script

Scene 1 – Mother's Kitchen

Lights up. The narrators, Big Rabbit and Little Rabbit, stand downstage.

Little Rabbit: Big Rabbit, Big Rabbit, is it time for a story?

Big Rabbit: What story would you like?

Little Rabbit: Do you know the story of Little Red Riding Hood?

Big Rabbit: *(excited)* Of course I do! Let me just think how it begins. Ah yes, I remember!

Lights up on a cottage on the outskirts of a great forest. It is a spring day.

Big Rabbit: Once upon a time – and a very fine time it was – a girl called Red lived with her mother, in a cottage on the outskirts of a great forest.

Mother takes a batch of fresh cupcakes from the oven and places them on the table.

Mother: Little Red! *(bangs the rolling pin on the table)* Little Red! Time to get up.

Red: *(offstage)* Coming, Mother!

The script is made up of **dialogue**. The speaker's name is on the left, followed by a **colon**.

The character's **speech** comes next. You might notice that there are **no speech marks**.

Writing a Play Script

Little Red Riding Hood: Play Script

Scene 1 – Mother's Kitchen

Lights up. The narrators, Big Rabbit and Little Rabbit, stand downstage.

Little Rabbit: Big Rabbit, Big Rabbit, is it time for a story?

Big Rabbit: What story would you like?

Little Rabbit: Do you know the story of Little Red Riding Hood?

Big Rabbit: *(excited)* Of course I do! Let me just think how it begins. Ah yes, I remember!

Lights up on a cottage on the outskirts of a great forest. It is a spring day.


Big Rabbit: Once upon a time – and a very fine time it was – a girl called Red lived with her mother, in a cottage on the outskirts of a great forest.

Mother takes a batch of fresh cupcakes from the oven and places them on the table.

Mother: Little Red! *(bangs the rolling pin on the table)* Little Red! Time to get up.

Red: *(offstage)* Coming, Mother!

Some of the play script is written in *italics*.
Who reads these parts?



Writing a Play Script

Little Red Riding Hood: Play Script

Scene 1 – Mother's Kitchen

Lights up. The narrators, Big Rabbit and Little Rabbit, stand downstage.

Little Rabbit: Big Rabbit, Big Rabbit, is it time for a story?

Big Rabbit: What story would you like?

Little Rabbit: Do you know the story of Little Red Riding Hood?

Big Rabbit: *(excited)* Of course I do! Let me just think how it begins. Ah yes, I remember!

Lights up on a cottage on the outskirts of a great forest. It is a spring day.

Big Rabbit: Once upon a time – and a very fine time it was – a girl called Red lived with her mother, in a cottage on the outskirts of a great forest.

Mother takes a batch of fresh cupcakes from the oven and places them on the table.

Mother: Little Red! *(bangs the rolling pin on the table)* Little Red! Time to get up.

These are called **stage directions**. These parts are not read out loud; they are designed to tell the **actors** and **stage crew** what to do.

Big Rabbit should not read the word ***(excited)***. What **should** Big Rabbit do with his line? How would you read Big Rabbit's line?

Writing a Play Script



Let's look at how to go about **writing** a play script.

Writing a Play Script

"Now, you're to take the cupcakes straight to Granny's," Mother said, piling them into a wicker basket. "No dilly-dallying, keep to the path, and never ever talk to strangers. Do you hear me?"

"Yes, Mother." With a sigh, Red took the basket and hurried from the kitchen into the glorious spring sunshine.

Read this extract from the **traditional tale**, in which Mother asks Red to go to Granny's house. How could this be changed to be a play script?



Writing a Play Script

"Now, you're to take the cupcakes straight to Granny's," Mother said, piling them into a wicker basket. "No dilly-dallying, keep to the path, and never ever talk to strangers. Do you hear me?"

"Yes, Mother." With a sigh, Red took the basket and hurried from the kitchen into the glorious spring sunshine.

Mother: Now, you're to take the cupcakes straight to Granny's.

Who is the first **speaker**?

What does she say?

Add this next to Mother's name and **remove the speech marks**. You'll also need to finish Mother's sentence with a **full stop**.



Writing a Play Script

"Now, you're to take the cupcakes straight to Granny's," Mother said, **piling them into a wicker basket.** "No dilly-dallying, keep to the path, and never ever talk to strangers. Do you hear me?"

"Yes, Mother." With a sigh, Red took the basket and hurried from the kitchen into the glorious spring sunshine.

Mother: (*piling cupcakes into wicker basket*) Now, you're to take the cupcakes straight to Granny's.

Look at the rest of the sentence. Did Mother **do anything** else that the actor needs to know about?

We can add a stage direction to tell the actors that Mother should pile the cupcakes into the basket.

How do the actors know that they should not read this bit out loud?



Writing a Play Script

"Now, you're to take the cupcakes straight to Granny's," Mother said, piling them into a wicker basket. "No dilly-dallying, keep to the path, and never ever talk to strangers. Do you hear me?"

"Yes, Mother." With a sigh, Red took the basket and hurried from the kitchen into the glorious spring sunshine.

Mother: (*piling cupcakes into wicker basket*) Now, you're to take the cupcakes straight to Granny's. No dilly-dallying, keep to the path, and never ever talk to strangers. Do you hear me?

Next, Mother continues to speak.

You don't need to write her name again. Add to her speech in **normal font**.



Writing a Play Script

"Now, you're to take the cupcakes straight to Granny's," Mother said, piling them into a wicker basket. "No dilly-dallying, keep to the path, and never ever talk to strangers. Do you hear me?"

"Yes, Mother." With a sigh, Red took the basket and hurried from the kitchen into the glorious spring sunshine.

Mother: Now, you're to take the cupcakes straight to Granny's. *(piling cupcakes into wicker basket)*
No dilly-dallying, keep to the path, and never ever talk to strangers. Do you hear me?

Red: Yes, Mother.

Who do you think speaks next?

Red is our next speaker.

Start a new line for the new speaker, and write her name with a **colon**.

Write Red's speech beside her name with **no speech marks**.



Writing a Play Script

"Now, you're to take the cupcakes straight to Granny's," Mother said, piling them into a wicker basket. "No dilly-dallying, keep to the path, and never ever talk to strangers. Do you hear me?"

"Yes, Mother." With a sigh, Red took the basket and hurried from the kitchen into the glorious spring sunshine.

Mother: Now, you're to take the cupcakes straight to Granny's. *(piling cupcakes into wicker basket)* No dilly-dallying, keep to the path, and never ever talk to strangers. Do you hear me?

Red: ~~(Sighs)~~ Yes, Mother.

Does the story tell us **how** Red said this line?

Red is **sighing**. Add this **before** she speaks, because the actor needs to know this **before** they say the line.



Writing a Play Script

"Now, you're to take the cupcakes straight to Granny's," Mother said, piling them into a wicker basket. "No dilly-dallying, keep to the path, and never ever talk to strangers. Do you hear me?"

"Yes, Mother." With a sigh, Red took the basket and hurried from the kitchen ~~into the glorious spring sunshine.~~


Mother: Now, you're to take the cupcakes straight to Granny's. *(piling cupcakes into wicker basket)*
No dilly-dallying, keep to the path, and never ever talk to strangers. Do you hear me?

Red: *(sighing)* Yes, Mother.

Red takes the basket and hurries from the kitchen.

The story gives us more information about what Red does, in a new sentence. We can add this as a **stage direction** after Red has finished her line.

We don't need **all** of the extra information. The actor just needs to take the basket and hurry off the stage. The audience will not see the 'glorious spring sunshine'.



Writing a Play Script

"Now, you're to take the cupcakes straight to Granny's," Mother said, piling them into a wicker basket. "No dilly-dallying, keep to the path, and never ever talk to strangers. Do you hear me?"

"Yes, Mother." With a sigh, Red **took** the basket and **hurried** from the kitchen into the glorious spring sunshine.

Mother: Now, you're to take the cupcakes straight to Granny's. *(piling cupcakes into wicker basket)*
No dilly-dallying, keep to the path, and never ever talk to strangers. Do you hear me?

Red: *(sighing)* Yes, Mother.

Red **takes** the basket and **hurries** from the kitchen.

Have you noticed that the **stage directions** are written in the **present tense**?

This is because, for the actors, the story hasn't **happened**; it's happening right now and will happen again, every time they perform it!



Writing a Play Script

Includes a cast list

May include a narrator

Includes speakers' names on the left


Includes dialogue with no speech marks

Is structured using numbered scenes

Includes stage directions, with brackets when added into dialogue

Includes short descriptions of each scene's setting

Starts a new line for each speaker



Now, you're ready to write your play script!
Be sure to include all of the things on this checklist.



twinkl