

Tuesday 2nd February

Computing E-safety session 2

Having watched [episode 2](#), your task is to create your own **mega-picker** for the Internet Legends. Follow the step-by-step instructions below!



Origami time! Follow the steps to create your mega-picker.

You'll need: one A4 sheet, scissors, pens/pencils.
(Children should use scissors under the direct supervision of an adult.)



1. Trim paper to make a perfect square and score diagonally.



2. Fold over one corner as shown here.



3. Do the same with the remaining three corners.



4. Turn the folded paper over.



5. Fold one corner over...

Middle Layer



6. ...and the remaining corners to make a square.

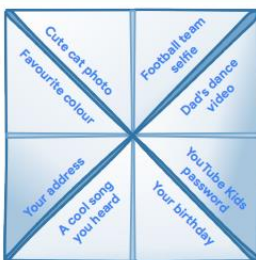


7. Fold in half towards you.



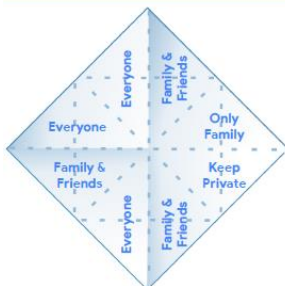
8. Place a finger and thumb into each of the 4 sections.

Done all that folding? Now you're ready to fill it in.



Write 8 different types of information on the Middle Layer:

- Cute cat photo
- Football team selfie
- Dad's dance video
- YouTube Kids password
- Your birthday
- A cool song you heard
- Your address
- Favourite colour



Under each segment, write:

- Cute cat photo - Everyone
- Football team selfie - Family & Friends
- Dad's dance video - Only Family
- YouTube Kids password - Keep Private
- Your birthday - Family & Friends
- A cool song you heard - Everyone
- Your address - Family & Friends
- Favourite colour - Everyone

Play!

First question:

What's your favourite number from 1-10?

Open and close the mega-picker as you count to that number.

Second question:

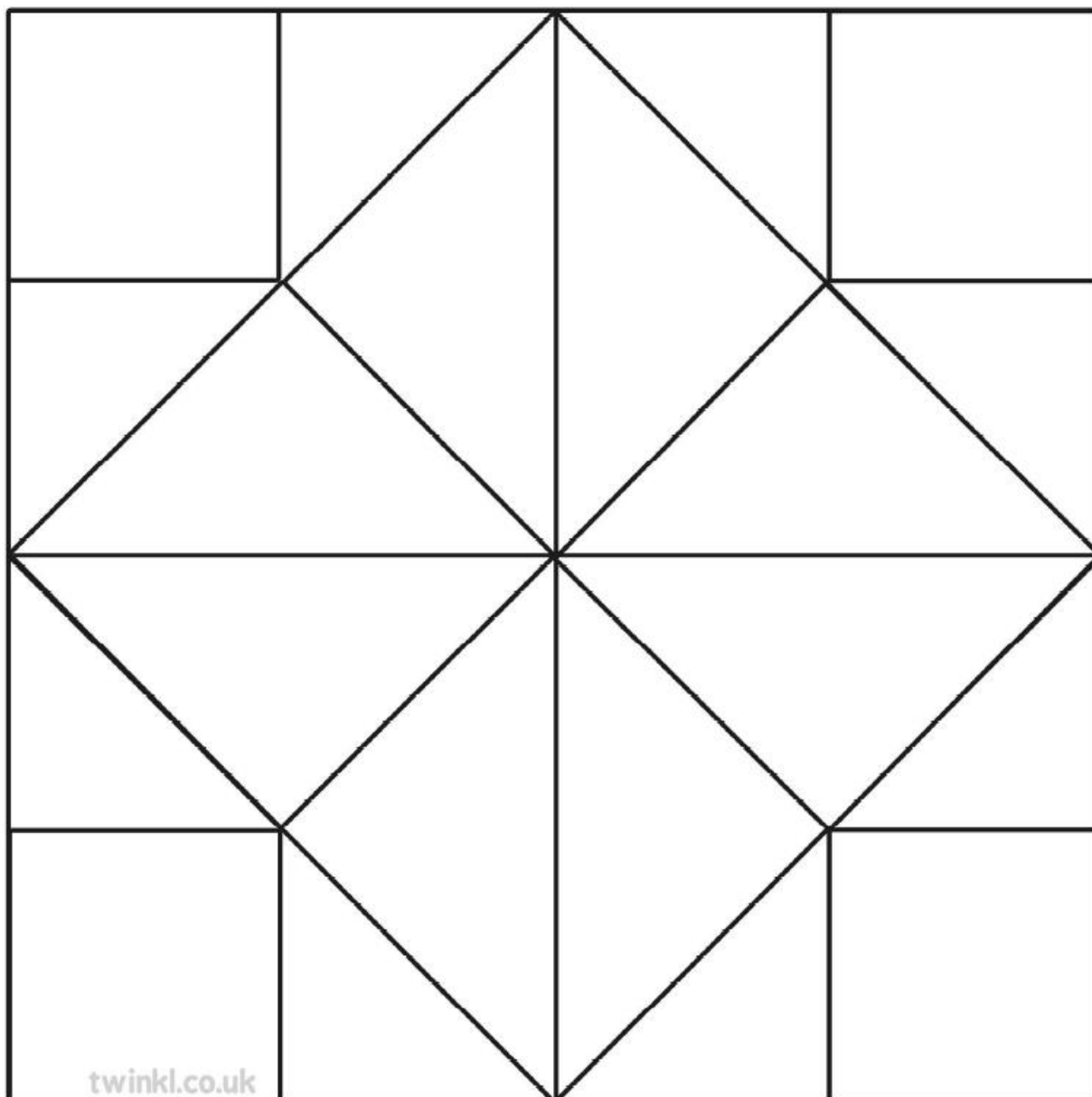
What are you going to share?

Third question:

Who are you going to share it with?

See if you got the right answers.

Chinese Paper Fortune Teller



Instructions:

1. Cut out and fold lengthways.
2. Fold widthways.
3. Fold the corners in towards the centre.
4. Now turn the paper over and fold the corners into the centre again.
5. Fold lengthways and widthways again.
6. Now pull the tabs towards you and insert your thumb and finger into the spaces underneath.