

0

líng



ling

twinkl.co.uk

1

yī




eee

twinkl.co.uk

2

èr



arr

twinkl.co.uk

3

sān




sahn

twinkl.co.uk

4

sì


The Chinese character for the number 4, '四', is written in a bold, black, sans-serif font. It consists of a square frame with a vertical line on the right side and a horizontal line at the bottom.

ssuh

twinkl.co.uk

5

wǔ


The Chinese character for the number 5, '五', is written in a bold, black, sans-serif font. It consists of a horizontal line at the top, a vertical line in the middle, and a horizontal line at the bottom.

woo

twinkl.co.uk

6

liù


The Chinese character for the number 6, '六', is written in a bold, black, sans-serif font. It consists of a horizontal line at the top, a vertical line in the middle, and two diagonal lines at the bottom.

liou

twinkl.co.uk

7

qī

The Chinese character for the number 7, '七', is written in a bold, black, sans-serif font. It consists of a horizontal line at the top, a vertical line in the middle, and a horizontal line at the bottom.

chi

twinkl.co.uk

8

bā

The Chinese character for the number 8, '八', is written in black. It consists of two strokes: a curved line starting from the top left and going down to the right, and another curved line starting from the top right and going down to the left, meeting at the bottom.

bah

twinkl.co.uk

9

jiǔ


The Chinese character for the number 9, '九', is written in black. It consists of two strokes: a curved line starting from the top left and going down to the right, and a horizontal line starting from the top left and going to the right, crossing the curved line.

jeou

twinkl.co.uk

10

shí

The Chinese character for the number 10, '十', is written in black. It consists of two strokes: a vertical line starting from the top and going down, and a horizontal line starting from the left and going to the right, crossing the vertical line.

sher

twinkl.co.uk