

# Comparing How Things Move on Different Surfaces





# An Icy Day

Yet again, Pradeep was running late for school. He had been busy watching cartoons and hadn't heard his mum telling him it was time to get ready. By the time Pradeep had gulped down his breakfast, washed his face, brushed his teeth and got into his school uniform, there were only five minutes until the bell would ring. Grabbing his coat and gloves – it was the first icy day of winter – Pradeep ran out of the front door.



# An Icy Day

Seconds after Pradeep had gone out the door, he felt himself slip. Bump! He landed on the floor with a thud. Pradeep looked at the icy ground around him.



**Talk About It**

Why do you think Pradeep fell over?



# What Is Friction?

Friction is a force between two different surfaces that slide against each other.

Have you ever helped move a table in your classroom? Friction is the force acting against you which means you have to push hard when moving the table.

The smoother the surface, the less friction there is. So it would be easier to move the table across an ice rink than it would be to move it across the bumpy playground surface.

Rub your hands together. What can you feel?

Did your hands feel hot?

Rubbing your hands together makes friction. Friction makes heat.



# When Is Friction Useful?

Have you noticed that car tyres have ridges in them? This means the tyres aren't smooth.

Friction is useful because it helps to stop cars from skidding all over the road.

Look at the bottom of your shoe.  
What can you see?

If your shoes have a bumpy pattern on the sole, you are using friction! The pattern creates friction which helps stop you from slipping over.






# Different Surfaces

The smoother a surface, the less friction there will be. This is why an ice skater can glide so smoothly across ice.

Would an ice skater be able to glide across concrete? How about sandpaper?

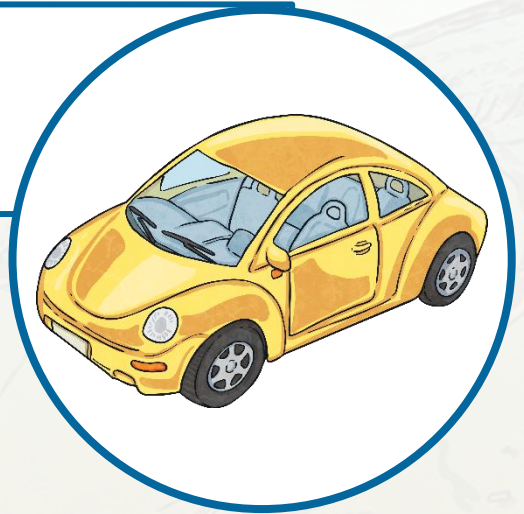


Talk About It

# Toy Car

Have you ever played with a toy car which you pull back and then let go? Using one of these cars is a good way to explore friction on different surfaces.

Which of these surfaces would cause a **lot of friction** for a toy car and which would cause **little friction**?



sandpaper




bubble wrap



shiny wooden floor



ice



carpet

**Lots of friction**  
sandpaper  
bubble wrap  
carpet

**Little friction**  
shiny wooden floor  
ice

# What Have We Learnt?

Friction is a \_\_\_\_\_.

The smoother the surface, the less \_\_\_\_\_ there will be.

Friction produces \_\_\_\_\_.

