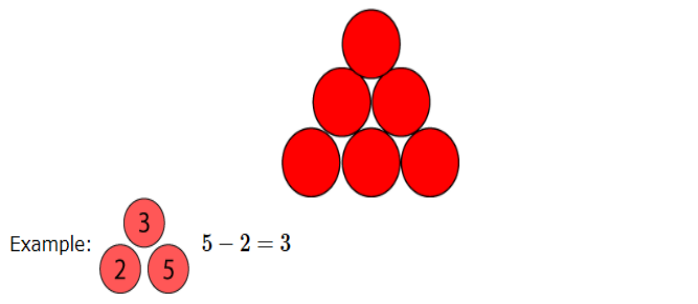


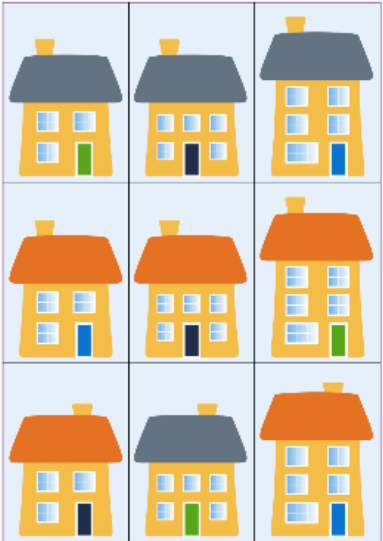
Year 1 Weekly Timetable- Transition

Summer 2 Week 6 – 6.7.2020

Reading	Phonics	Day	English	Maths – Problem Solving	Topic
<p>Read for up to 20 minutes each day. This can include listening to someone read a story.</p> <p>Draw your favourite part of the story.</p> <p>Who was your favourite character? Why?</p> <p>Predict what might happen next.</p> <p>Retell the book in the correct order.</p>	<p>Use games on Activelearn and Phonics Play.</p> <p>Check emails for other phonics activities</p> <p>Have a go at spelling these words:</p> <p>kind mind behind child children</p> <p>Look, cover, write and check</p> <p>How many times can you write each word in a minute?</p> <p>Can you use the words in a sentence?</p>	Monday	<p><u>Topic web activity –</u></p> <p style="color: red;">Create an all about me fact file where you share interesting facts about yourself. Include all the important things your new teacher needs to know about you.</p> <p>Optional learning activities- Bitesize Daily Lessons - Action words Oaks- Daily Lesson</p>	<p><u>Maths web activity –</u></p> <p style="text-align: center;">That’s odd!</p> <p>Mr Trower says, “When you add two odd numbers together the answer is always an odd number.” Miss McAulay says, “When you add two odd numbers together the answer is always an even number.” Mrs Shoebridge says, “When you add two odd numbers the answer is sometimes odd and sometimes even.” Who is correct? How do you know? Can you give 5 examples that prove your answer?</p> <p>Additional Learning Activities- Bitesize link- Find half of objects Oaks - Daily Lesson White Rose- Daily Lesson</p>	<p><u>Creative</u></p> <p>Every year we would normally perform a year group assembly. Create and perform your own assembly on any topic you like!</p>
		Tuesday	<p><u>Topic web activity –</u></p> <p>Think of 5 questions you would like to ask your new teacher about your new year group and write them down.</p> <p>Optional learning activities- Bitesize Daily Lessons - Describing words Oaks- Daily Lesson</p>	<p><u>Maths web activity –</u></p> <p>Place the numbers 1 to 6 in the circles so that each number is the difference between the two numbers just below it.</p> <div style="text-align: center;">  </div> <p>Example: $5 - 2 = 3$</p> <p>Can you find more than one way to complete the triangle? Visit https://nrich.maths.org/6227 for an interactive version.</p> <p>Additional Learning Activities-</p>	<p><u>Art/DT</u></p> <p>Create a ‘When I grow up’ painting or self portrait.</p>

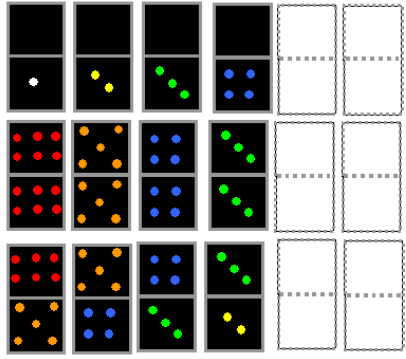
Year 1 Weekly Timetable- Transition

Summer 2 Week 6 – 6.7.2020

<p>Draw an alternative front cover.</p> <p>Can you re-write the ending?</p> <p>Did the book remind you of another book you have read?</p>	<p>Use different colours for each letter to create rainbow words!</p> <p>Can you write each word with your eyes closed?</p> <p>How quickly can you write the word?</p> <p>How big or small can you write the word?</p>	<p>Wednesday</p>	<p>Topic web activity –</p> <p>Listen to <i>Dear Teacher</i> (on the website) and write a letter to your new teacher. Remember to include information about yourself, what you are looking forward to and what you are worried about.</p> <p>Optional learning activities- <i>Bitesize Daily Lessons - Daily lesson</i> <i>Oaks- Daily Lesson</i></p>	<p><i>Bitesize link- Find half of amounts</i> <i>Oaks - Daily Lesson</i> <i>White Rose- Daily Lesson</i></p>	
				<p>Maths web activity –</p> <div style="border: 1px solid black; padding: 10px; margin: 10px 0;"> <p>Here is a picture of nine of the houses in my street:</p>  <p>Find as many different ways to sort them into groups as you can.</p> </div> <p>Visit https://nrich.maths.org/5157</p> <p>Additional Learning Activities- <i>Bitesize link- Find quarter of objects</i> <i>Oaks - Daily Lesson</i> <i>White Rose- Daily Lesson</i></p>	<p>PE</p> <p>Create your own sports day in your garden or at the beach. What races or obstacle courses could you include? Share some videos with us.</p>

Year 1 Weekly Timetable- Transition

Summer 2 Week 6 – 6.7.2020

		Thursday	<p>Topic web activity –</p> <p>Look back over your last year at school and write a list of things you enjoyed most.</p> <p>Optional learning activities- Bitesize Daily Lessons - Daily Lesson Oaks- Daily Lesson</p>	<p>Maths web activity –</p> <p>Can you work out which dominoes come next in each pattern? Can you create your own patterns for someone to solve? Use the 'Next Domino' print out if required</p> <p>Which comes next in each pattern of dominoes?</p>  <p>Additional Learning Activities- Bitesize link- Find quarter of objects Oaks - Daily Lesson White Rose- Daily Lesson</p>	<p>Geography</p> <p>Create a map of your personal story or journey so far (include all the important bits) to finish think about your next year at school and make a prediction.</p>
			Friday	<p>Topic web activity –</p> <p>Record a video to share with your new teacher! Perhaps you can show them a piece of work that you have done which you are particularly proud of. Tell them something interesting about yourself!</p> <p>Optional learning activities- Bitesize Daily Lessons - Reading lesson Oaks- Daily Lesson</p>	<p>Maths web activity –</p> <p>Visit the websites below:</p> <p>https://nrich.maths.org/primary</p> <p>https://www.topmarks.co.uk/Search.aspx?q=Year%201%20mats</p> <p>Additional Learning Activities- Bitesize link-Challenge of the week Oaks- Daily Lesson</p>

Year 1 Weekly Timetable- Transition

Summer 2 Week 6 – 6.7.2020