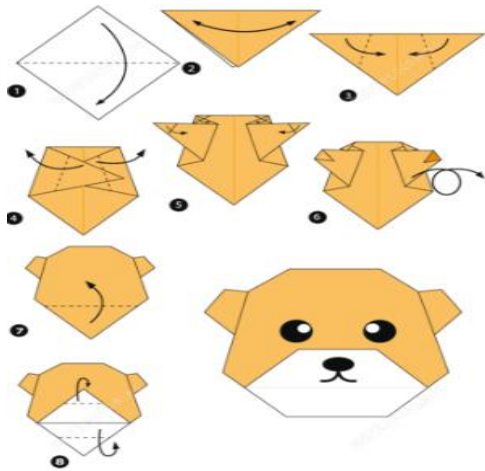
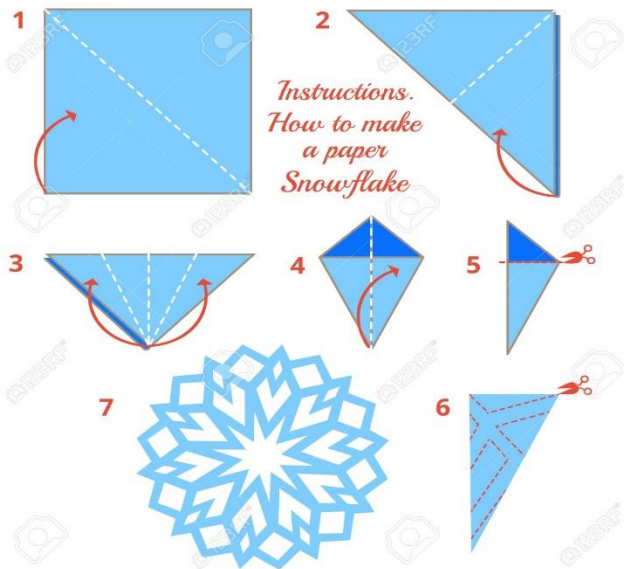


Polar Bear Origami



Paper Snowflakes



Rain Gauge – A grown-up may need to help!

Can you make your own and measure how much rain falls where you live?

What you will need:

An empty plastic bottle (2 litre fizzy drink bottle would be ideal)

Scissors

Sticky tape

Ruler

Paper

Pencil

What to do:

Cut around the plastic bottle about two thirds of the way up.

Your bottle needs a flat bottom to be able to measure the rainfall properly.

Turn the top part of the bottle upside down and place it inside the bottom part - fix it in place using the tape. Add a layer of stones to make it level

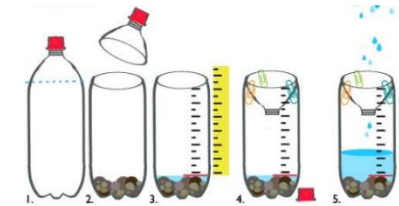
Make a scale in centimetres on a piece of tape, using a ruler, and fix it to the side of your bottle.

Find a place outside to put your rain gauge. It must be open and away from trees.

Dig a hole and bury your rain gauge so that the top is sticking out of the ground. This will stop the rain gauge from blowing down on windy days.

Check the rain gauge every day at the same time, measure the amount of rain collected, and empty the bottle.

Which day had the most rainfall? Which day had the least rainfall? Can you find the difference between the two amounts?




Wintery Scene

Discuss the different seasons and talk about the similarities and differences between them. Use the clips on the other page to help you

You could create a winter scene by using a variety of materials, using paints or colouring pencils. Don't forget to take a picture and send it to us via the Year group emails.

Snow Globe Acrostic Poem



If I lived in a Snow Globe...

- What would you see?
- What would you hear?
- What would you smell?
- What would you feel?
- What would your day look like?



You can begin each sentence with 'If I lived in a snow globe, I would...'

You could even make your own snow globe with a picture of you inside it!

Winter Stories

<https://www.bbc.co.uk/programmes/p05qgl39>

Choose from one of the stories using the above website. You could choose your own wintery story.

Once you have read or listened to the story, why not try acting the story out or make a story board to show what happened in the beginning, middle and end. Remember to include pictures and sentences to explain what is happening in each part.

Which Animals Hibernate in Winter?



<https://www.wwt.org.uk/news/2019/10/28/which-wetland-animals-hibernate-in-the-uk-and-how-you-can-help-them/17887/#>

Create a poster explaining which animals hibernate over winter and which animals do not. Can you write down key pieces of information on your poster? Remember to include pictures!

Learning About the Four Seasons

<https://www.bbc.co.uk/bitesize/topics/zkvv4wx/articles/zcx3gk7>

<https://www.bbc.co.uk/cbeebies/topics/winter>

<https://www.bbc.co.uk/teach/class-clips-video/science-ks1-ks2-wonders-of-nature-the-changing-seasons/zh4rkmn>

<https://www.bbc.co.uk/teach/class-clips-video/science-ks1-ks2-winter-weather-behaviour-british-animals-plants/zbcg92p>