






Year 6 Weekly Timetable- Transition

Week 7 – 13.07.20

Adventure
awaits

Reading	Spelling KS2	Day	English	Maths	Topic
Read for up to 30 minutes each day and choose an activity to do each day	The spellings to learn this week are: recognise recommend relevant restaurant rhyme rhythm sacrifice secretary shoulder signature	Monday	Topic web activity – Write down and explain your ‘top tips’ for your class. Can you write some advice to the year below for next year? What has been the best part that they will love? What challenge should they really relish? What should they concentrate on the most because you found it really tricky? Optional learning activities- Bitesize - Daily Literacy lessons Oaks - Daily lesson	Maths web activity – Plan a summer holiday without going over your budget- £1500!  You decide how many people are going, how long you're going for and what type of holiday you'll have. The more money you have left over, the more you have to spend when you get there! You'll need to think about travel (and return), where you'll stay, who is going and how many rooms you'll need, food and maybe even some travel insurance! Additional Learning Activities- Bitesize link - Daily Maths lesson White Rose - Daily lesson	Communication and Language Can you make some jokes up about this year – what has been funny? What has made you laugh? Make them up and tell them to your family – did they find them funny?
Draw your favourite part of the story	Write these spellings using different coloured pens	Tuesday	Topic web activity – Write a thank you letter to forest school for all the activities that you did this year – what was the best? What was fun? What challenged you? Optional learning activities- Bitesize link - Daily Literacy lessons Oaks - Daily lesson	Maths web activity – Set yourself 3 maths targets and goals for Year 7.  Think about an area of maths that perhaps you would like to practise a little more and get better at next year or maybe think about an area of maths that you are looking forward to learning more in depth- or maybe even a new area of maths that you haven't learnt anything about yet! Additional Learning Activities- Bitesize link- Daily Maths lesson White Rose - Daily lesson	Creative (Music, Drama and Art) Unfortunately, we didn't have class photos this year – can you make one? You could draw it, or try and get photos and put it together on a computer?.
Write about your favourite character	Write these words into sentences	Wednesday	Topic web activity – Questions for your teacher. Write down some questions that you have about next year – what do you want to find out? Remember to use a question mark! Additional Learning Activities- Bitesize link - Daily Literacy lessons Oaks - Daily lesson	Maths web activity – Make a poster to tell your next teacher all about you! Use your maths skills to write clues to give them information about you but without giving them the answer- they need to work that out themselves. You could think about: <ul style="list-style-type: none"> Your birthday Your height How many siblings you have Your house number Your favourite/lucky number  You might be able to think of more ideas too! E.g. My favourite number is a prime number, it is a factor of 20, it only has one digit, it is the square root of 25. Additional Learning Activities- Bitesize link- Daily Maths lesson White Rose - Daily lesson	PSHE Look at the scenario cards – talk to your family about what you could do in different situations.
Predict what might happen next	Look, cover, write and check				
Write an alternative ending or chapter for then book	Write these spellings in different ways such as bubble writing, wavy writing, curly writing etc				



Year 6 Weekly Timetable- Transition

Week 7 – 13.07.20



Draw an alternative front cover		Thursday	<p>Topic web activity – Try and get a head start on next year - look up the spellings list for your phase or the next phase and test yourself – which ones do you need to work on?</p> <p>Additional Learning Activities- Bitesize link- Daily Literacy lessons Oaks - Daily lesson</p>	<p>Maths web activity – See if you can remember all of the different areas of maths that you have learnt during your time at Primary School! Make yourself a list- don't forget, some things you will have learnt every year and some things may only have been introduced as you got older. What has been your favourite area of maths to learn about? Can you say why? Do you have any particular memories of any of your maths lessons- could be a funny memory or a lesson you enjoyed? (Your Eastbrook teachers would love to hear some of these! ☺)</p> <p>Additional Learning Activities- Bitesize link- Daily Maths lesson White Rose - Daily lesson</p>	<p><u>Understanding the World</u> <u>(Science, History and Geography)</u></p> <p>What will the future hold? What are the ingredients? Make some BFG style dream potions (see separate resource) to try and make your dreams come true.</p>
		Friday	<p>Topic web activity – Make an 'All About Me' pack for your new teacher so they can get a head start at getting to know you. Discuss this with your family – do they agree with you on everything?</p> <p>Additional Learning Activities- Bitesize link- Daily Literacy lessons Oaks -Daily lesson</p>	<p>Maths web activity – https://myminimaths.co.uk/year-6-to-7-mini-mathsold/</p> <p>Have a go at these activities that are designed specifically to help you with the transition from Year 6 maths to Year 7 maths. There are mini maths tasks for different areas of maths so you could have a go at following them all or pick some that you would like to try.</p> <p>Additional Learning Activities- Bitesize link- Daily Maths lesson White Rose - Daily lesson</p>	<p><u>Physical Development (PE)</u></p> <p>Make your own athletics challenge with your family. Try to include throwing, jumping and running. Think back to last years sports day – what activities did you do? Could you use some items from in your house to recreate it?</p>