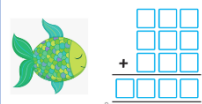
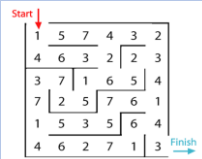




## Year 4 Weekly Timetable- Sea Creatures


Week 2 - 27.04.20



Reading	Spelling KS2	Day	English	Maths	Topic- found on the topic web
<p>Read for up to 30 minutes each day and choose an activity to do each day</p> <p>Draw your favourite part of the story</p> <p>Write about your favourite character</p> <p>Predict what might happen next</p> <p>Write an alternative ending or chapter for then book</p>	<p>The spellings to learn this week are: <b>group</b> <b>possible</b> <b>busy</b> <b>length</b> <b>earth</b> <b>arrive</b> <b>learn</b> <b>heart</b> <b>fruit</b> <b>often</b></p> <p>Write these spellings using different coloured pens</p> <p>Write these words into sentences</p> <p>Look, cover, write and check</p> <p>Write these spellings in different</p>	Monday	<p><b>Topic web activity –</b> Comprehension activity about sharks. Read and complete the questions (<a href="#">see website</a>).</p> <p><b>Optional learning activities-</b> Bitesize Daily Lessons <a href="#">Prepositions</a> Oaks- <a href="#">Daily lesson</a></p>	<p><b>Maths web activity –</b> Use the digits 1 to 9 (only once) to make three 3-digit numbers. Your mission is to make the total as close to 1500 as you can.</p>  <p><b>Optional learning activities-</b> Bitesize link- <a href="#">Add four-digit numbers</a> Oaks- <a href="#">Daily lesson</a> White Rose- <a href="#">Daily lesson</a></p>	<p><b>Physical Development (PE)</b> Create a series of movements based on different sea creatures. This video might give you some ideas - <a href="#">Animals that live in the Sea</a></p> <p>Don't forget Joe Wick's daily P.E lesson at 9am <a href="#">Joe Wick's Daily PE</a></p>
		Tuesday	<p><b>Topic web activity –</b> Look at <a href="#">Strange sea creatures</a> <b>Create a fact file</b> about one of these strange creatures. You could add some lift-the-flap facts to make it interesting.</p> <p><b>Optional learning activities-</b> Bitesize link- <a href="#">Apostrophes 1</a> Oaks- <a href="#">Daily lesson</a></p>	<p><b>Maths web activity –</b> Watch Miss May's demonstration on how to use column addition. This will be saved on the Y3 home learning page. Play <a href="#">Addition Golf</a></p> <p><b>Optional learning activities-</b> Bitesize link- <a href="#">Subtract four-digit numbers</a> Oaks- <a href="#">Daily lesson</a> White Rose- <a href="#">Daily lesson</a></p>	<p><b>Understanding the World</b> Create a table with at least 3 columns – you may want to add more! Each column to have the heading fish, mammal and birds. Think of an animal and decide which category it would go in. Write the animal under the correct heading.</p>
		Wednesday	<p><b>Topic web activity –</b> Let's write a story! Before we write a story, we must think of our characters. Choose 2 sea creatures. Using the planning sheet (<a href="#">see website</a>), think about the beginning of your story (setting), the build-up, dilemma and resolution. Keep the plan simple and try to include pictures and key phrases. Explain your story plan to somebody at home.</p> <p><b>Optional learning activities-</b> Bitesize link- <a href="#">Apostrophes 2</a> Oaks- <a href="#">Daily lesson</a></p>	<p><b>Maths web activity –</b> Complete the maze found on the maths web.</p>  <p>Can you score 100 exactly?</p> <p><b>Optional learning activities-</b> Bitesize link- <a href="#">Addition and subtraction methods</a> Oaks- <a href="#">Daily lesson</a> White Rose- <a href="#">Daily lesson</a></p>	<p><b>Creative (Music, Art and Drama)</b> Get arty! Create an underwater scene using different resources and materials. Take a picture and send it someone in your family.</p>

## Year 4 Weekly Timetable- Sea Creatures

Week 2 - 27.04.20

<p>Draw an alternative front cover</p> <p>ways such as bubble writing, wavy writing, curly writing etc</p> 	Thursday	<p><b>Topic web activity –</b> Using your plan from yesterday, write your short story! Remember to include correct punctuation, different sentence openers and powerful vocabulary. Enjoy being an author. It is <b>YOUR</b> story after-all!</p> <p><b>Optional learning activities-</b> Bitesize link- <a href="#">Inverted commas for speech</a> Oaks- <a href="#">Daily lesson</a></p>	<p><b>Maths web activity –</b> Try the Addition Word Problems found on the maths web. Why not try and make your own for someone in your family to complete?</p> <p><b>Optional learning activities-</b> Bitesize link- <a href="#">Addition and subtraction problems</a> Oaks- <a href="#">Daily lesson</a> White Rose- <a href="#">Daily lesson</a></p>	<p><b>Personal, Social and Health Education PSHE</b> Watch this video to help - <a href="#">How to protect our oceans</a> Design a poster to stop people littering on our beaches. Some top tips when designing your poster: include a title, pictures, key messages and even a fact.</p>
		<p><b>Topic web activity –</b> Write a Kenning poem about a sea creature. Remember every line is a two-word clue about your chosen sea creature – for example: deep-diver, fish-eater. Once you have written your poem, share with someone at home.</p> <p><b>Optional learning activities-</b> Bitesize link - <a href="#">Reading lesson</a> Oaks- <a href="#">Daily lesson</a></p>	<p><b>Maths web activity –</b> <b>Challenge linked to Home Learning Project:</b> Design your own “under the sea” addition boardgame using 4-digit numbers. Crack the codes on the activity sheet provided to work out the sea creatures using mental addition.</p> <p><b>Optional learning activities-</b> Bitesize link- <a href="#">Challenge of the Week</a> Oaks- <a href="#">Daily lesson</a> White Rose- <a href="#">Daily lesson</a></p>	<p><b>Communication and Language</b> Write down names of sea creatures on pieces of paper and place these in a bowl. Pick out names at random and see if you can describe them to someone without saying the name, how many can someone guess in one minute?</p>

You will also receive Marvellous Me Challenges throughout the week!