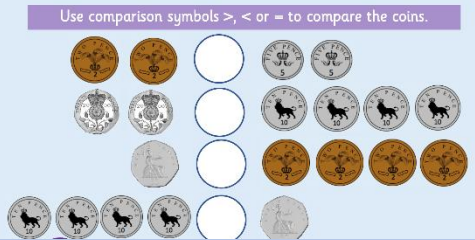




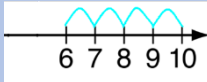
## Year 2 Weekly Timetable - North and South America

### Summer 2 Week 3 – 15.6.2020

Reading	Phonics	Day	English	Maths – Money	Topic
Read for up to 20 minutes each day. This can include listening to someone read a story.	Use games on <a href="#">Activelearn</a> and <a href="#">Phonics Play</a> .	Monday	<b>Topic web activity –</b> North America is home to some famous inventors. Can you find out about these famous inventors: Thomas Edison, Benjamin Franklin, Alexander Graham Bell? <b>Can you invent your own machine?</b>  <b>Optional learning activities-</b> Bitesize Daily Lessons - <a href="#">Identifying errors in writing</a> Oaks - <a href="#">Daily Lesson</a>	<b>Maths web activity –</b>   <b>Can you think of any of your own?</b> Use the <, > or = to compare coins  <b>Examples:</b> 10p + 10p = 20p 20p + 20p < 50p  <b>Additional Learning Activities-</b> Bitesize link- <a href="#">Properties of 2D shapes</a> Oaks - <a href="#">Daily Lesson</a> White Rose- <a href="#">Daily Lesson</a>	<b>PSHE</b>  In North America pancakes are a popular choice for breakfast, can you make pancakes with this simple recipe? What healthy toppings will you choose? Blueberries, raspberries and natural yoghurt.  <a href="https://www.bbcgoodfood.com/recipes/three-minute-blender-banana-pancakes">https://www.bbcgoodfood.com/recipes/three-minute-blender-banana-pancakes</a>
Draw your favourite part of the story.	Have a go at spelling these words:		<b>Topic web activity –</b> Make a non-fiction pamphlet or <b>holiday brochure</b> about a country in America, why should we go there? What would we see? What is there to do? Don't forget to use <b>adjectives</b> and exciting language. (Choose one of the <b>three templates</b> or create your own. The templates can be typed into or printed.) <b>Optional learning activities-</b> Bitesize link - <a href="#">Using the days of the week in sentences</a> Oaks <a href="#">Daily Lesson</a>	<b>Maths web activity –</b> Visit these sites: <a href="https://www.topmarks.co.uk/money/toy-shop-money">https://www.topmarks.co.uk/money/toy-shop-money</a>  <a href="http://www.ictgames.com/mobilePage/coinCalculator/index.html">http://www.ictgames.com/mobilePage/coinCalculator/index.html</a>  <a href="https://natwest.mymoneysense.com/students/students-5-8/the-change-game/">https://natwest.mymoneysense.com/students/students-5-8/the-change-game/</a>  <b>Additional Learning Activities-</b> Bitesize link- <a href="#">Properties of 3D shapes</a> Oaks- <a href="#">Daily Lesson</a> White Rose - <a href="#">Daily Lesson</a>	<b>Geography</b>  Use the <b>world map</b> to colour in North America and South America.  Can you find 3 facts about the continent?
Who was your favourite character? Why?	father class water again grass pass	Tuesday			
Predict what might happen next.	Look, cover, write and check				
Retell the book in the correct order.	How many times can you write each word in a minute?				

## Year 2 Weekly Timetable - North and South America

### Summer 2 Week 3 – 15.6.2020

Draw an alternative front cover.  Can you re-write the ending?  Did the book remind you of another book you have read?	Can you use the words in a sentence?  Use different colours for each letter to create rainbow words!  Can you write each word with your eyes closed?  How quickly can you write the word?  How big or small can you write the word?	Wednesday	<p><b>Topic web activity –</b> North America is home to many types of bear. Read <b>Brown Bear, Brown Bear, What Do You See?</b> by Bill Martin Jr. and Eric Carle. (link on website) Use the internet to make a list of animals that live in South America. Use your list to make up your own version of Brown Bear? (Llama, Capybara...)</p> <p><b>Optional Learning Activities-</b>  <i>Bitesize link - <a href="#">Using long ladder letters in writing</a></i> <i>Oaks - <a href="#">Daily Lesson</a></i></p>	<p><b>Maths web activity –</b> Choose a total from the cloud and draw the correct coins in the purse to make the amount. On a piece of paper draw your own money bags or purses and put the correct coins inside.</p> <div><div>15p 25p 37p 53p 77p 89p £1.20 £1.46 £2.13 £2.63</div></div> <p>Example: 12p (See coins in the purse)</p> <p><b>Additional Learning Activities-</b> <i>Bitesize link - <a href="#">Sorting shapes</a></i> <i>Oaks - <a href="#">Daily Lesson</a></i> <i>White Rose - <a href="#">Daily Lesson</a></i></p>	<p><b>PE</b> Visit Real PE and try some of their <b>Space challenges (Space Day 4-6)</b>.</p> <p><a href="http://home.jasmineactive.com">home.jasmineactive.com</a></p> <p>Parent email: <a href="mailto:parent@eastbrookp-1.com">parent@eastbrookp-1.com</a></p> <p>Password: eastbrookp</p>
		Thursday	<p><b>Topic web activity –</b> Use the <b>headbands</b> to dramatically retell the story of <b>Brown Bear, Brown Bear, What Do You See?</b> or make your own headbands based on your own version of the story.</p> <p><b>Additional Learning Activities-</b> <i>Bitesize link - <a href="#">Creating adverts using describing words</a></i> <i>Oaks - <a href="#">Daily Lesson</a></i></p>	<p><b>Maths web activity –</b> <b>Finding change</b> Set up a shop at home. Label items in your shop from 1p - £3. Either use real coins or make your own coins from paper. Time to go SHOPPING! When 'buying' items you can either give the correct money or receive change. For example: I have a 10p coin and I want to buy a yoyo for 4p. Start at 10p and jump back 4 jumps. The number you land on is the amount of change needed.</p> <div></div>	<p><b>Geography/History</b> Read the <b>Powerpoint</b> about Christopher Columbus, make a <b>poster</b> and on <b>your map</b> mark his route/ routes. Challenge: <b>Answer the questions</b></p>

## Year 2 Weekly Timetable - North and South America

### Summer 2 Week 3 – 15.6.2020

				<b>Additional Learning Activities-</b> Bitesize link - <a href="#">Shape patterns</a> Oaks - <a href="#">Daily Lesson</a> White Rose - <a href="#">Daily Lesson</a>	
		Friday	<b>Topic web activity –</b> Rehearse and record yourself making an advert for a holiday destination. Don't forget to use exciting language and lots of adjectives to entice your audience! (You could also use props like sunglasses or hats.)  <b>Additional Learning Activities-</b> Bitesize link - <a href="#">Reading Lesson: Spike: The Hedgehog Who Lost His Prickles by Jeanne Willis</a> Oaks - <a href="#">Daily Lesson</a>	<b>Maths web activity –</b>  <b>Problem solving and reasoning</b> True or False Statements Explain <u>HOW</u> you know. <ul style="list-style-type: none"> <li>• You can make 21p using just 2p and 5p coins.</li> <li>• The number of 1p coins in 20p is less than the number of 5p coins in £1.</li> <li>• Four is the smallest number of coins that can make 42p.</li> </ul> Show your working out. You might have to test these statements first to see if they are true or false.  <b>Additional Learning Activities-</b> Bitesize link - <a href="#">Challenge of the week</a> Oaks - <a href="#">Daily Lesson</a>	<b>Art / DT</b>  North America is the home of NASA, can you junk model your own space rocket out of old recycling.  Re-enact the space rocket launch using your model.