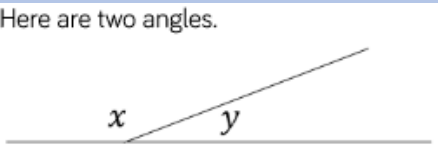



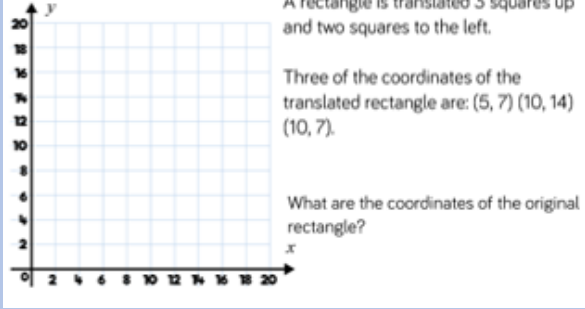

Year 5 Weekly Timetable – Australia

Week 3 – 29.06.20

Reading	Spelling	Day	English	Maths	Topic - Found on the Topic Web
<p>Read for up to 30 minutes each day and choose an activity to do each day</p> <p>Draw your favourite part of the story</p> <p>Write about your favourite character</p> <p>Predict what might happen next</p> <p>Write an alternative ending or chapter for then book</p>	<p>The spellings to learn this week –</p> <p>Year 5/6 spelling list words:</p> <p>Leisure lightning marvellous mischievous muscle necessary neighbour nuisance occupy occur</p> <p>Find the definition of each word</p> <p>Write these spellings using different coloured pens</p> <p>Write these words into sentences</p>	Monday	<p>Australia (the country) has six states and two territories. Each one has a capital city. Use the Jigsaw Puzzle resource to assemble and label the different states and capital cities. What famous landmarks does Australia have? Can you locate them on the map? Can you create a fact file about one of Australia’s famous landmarks?</p> <p>Optional learning activities: Bitesize – Daily Lesson Oaks - Daily lesson</p>	<p>Here are two angles.</p>  <p>Use the clues to calculate what the missing angles could be worth.</p> <p>Angle x is larger than 130° Angle y is a prime number between 40 and 50</p> <p>Optional learning activities: Bitesize - Daily Lesson Oaks - Daily Lesson White Rose - Daily Lesson</p>	<p>Introduce yourself to Australia (the country) by looking at the PowerPoint (link on the website).</p> <p>Find Australia on a map of the world. Why do you think it sometimes referred to as “Down Under”?</p>
		Tuesday	<p>“Aboriginal Dreamtime” stories have existed for thousands of years and tell of the ancestor spirits who created the land and everything on it. Listen to and read some example stories from the link or the PowerPoint. Either choose your favourite story and adapt it with your own idea or create your own Dreamtime story based on an Australian (the country) animal. The title of your story could start with – “How the _____ got its _____”</p> <p>Optional learning activities: Bitesize – Daily Lesson Oaks - Daily lesson</p>	<p>Challenge linked to Home Learning Project</p> <p>Can you design a new island for Australia? Each square represents 4km². The island must include the following features and have the approximate measurements:</p>  <p>Circular island: 180 km² Oval lake: 18 km² 3 forests – total area: 63 km² 4 beaches – total area: 32 km² Mountain range: 37 km² Rocky coastline – total area: 25 km²</p> <p>See the resource on the website.</p> <p>Optional learning activities: Bitesize - Daily Lesson Oaks - Daily lesson White Rose - Daily lesson</p>	<p>Art, dance, stories and music are very important to Australian Aboriginal people. What can you find out about them? https://www.bbc.co.uk/newsround/43710833 Can you create your own dance or piece of artwork inspired by their style?</p>


Year 5 Weekly Timetable – Australia

Week 3 – 29.06.20

<p>Draw an alternative front cover</p>	<p>Look, cover, write and check</p> <p>Write these spellings in different ways such as bubble writing, wavy writing, curly writing etc</p>	<p>Wednesday</p>	<p>Australia (the country) loves sport! They hosted the 2000 Summer Olympics and the 2018 Commonwealth Games! Can you find out about some of the most popular sports in Australia and create a mini fact-file describing each one?</p> <p>Optional learning activities: <i>Bitesize</i> – Daily Lesson <i>Oaks</i> - Daily lesson</p>	<p style="text-align: center;">Shape Translation</p>  <p>A rectangle is translated 3 squares up and two squares to the left.</p> <p>Three of the coordinates of the translated rectangle are: (5, 7) (10, 14) (10, 7).</p> <p>What are the coordinates of the original rectangle?</p>	<p>Have a go at some of the sports you found out about!</p> <p>Or visit “Real PE” and try some of their activities: home.jasmineactive.com Parent email: parent@eastbrookp-1.com Password: eastbrookp</p>
		<p>Thursday</p>	<p>Write a letter to a child in Australia (the country) who is the same age as you. What could you tell them about life in the UK? Include information about your family, hobbies and what school is like. Include lots of detail about school such as: how long you are at school for, how long lunch break is, how long it takes you to get to school etc. What similarities and differences do you think you will have with a child of the same age in Australia?</p> <p>We will send your letters to a school in Melbourne (a city in the country of Australia) and hope to get some replies too!</p> <p>Optional learning activities: <i>Bitesize</i> – Daily Lesson <i>Oaks</i> - Daily lesson</p>	<ol style="list-style-type: none"> 1. My age this year is a multiple of 8. Next year it will be a multiple of 7. How old am I? 2. Last year my age was a square number. Next year it will be a cube number. How old am I? How long must I wait until my age is both a square number and a cube? 3. My Mum was 27 when I was born. 8 years ago she was twice as old as I shall be in 5 years' time. How old am I now? 	<p>The didgeridoo is a very unusual and ancient instrument that Aboriginal Australians play. Can you make your own didgeridoo using cardboard tubes and then decorate it with some symbols and dot patterns. Links for ideas are on the website.</p>

Year 5 Weekly Timetable – Australia

Week 3 – 29.06.20

		Friday	<p>The ANZACs were a military group who fought in the First World War. Work through the guided reading pack to find out more.</p> <p>Optional learning activities: Bitesize – Daily Lesson Oaks - Daily lesson</p>	<p>Arithmetic Practice</p> <p>$93562 \times 4 =$ $378 \div 6 =$ $£7704.14 + £947.31 =$ $97483 - 79942 =$</p>  <p>Optional learning activities: Bitesize - Daily Lesson Oaks - Daily lesson White Rose - Daily lesson</p>	<p>After learning about the ANZACs, (if you have the ingredients) follow the recipe to create your own ANZAC biscuits!</p>
--	--	--------	--	---	---