



# Wonderful Word Book!



## Book 2

Name:

Class:



Each week your child will be asked to practise a list of words. There is an activity for your child to complete. In addition to completing the activity in the booklet, your child may wish to continue to learn these words throughout the week. This may be achieved through a formal approach such as, look, cover, write, check, or by undertaking various creative activities.

For example this might include:

- Writing words in bath bubbles.
- Using chalks on the pavement.
- Making words using Lego or objects.
- Spelling words whilst on the way to school.
- Hunting for words around the garden .....

The list is endless!


Your child will need to be able to read and spell the words on the list given each week

A teaching assistant will ask your child to read and spell these words and then, if they can read and spell the majority of the words correctly, they will be able to move onto the next word list.


Once your child has completed the whole booklet there will be a selection of board games or fun activities for your child to choose from. We ask that they continue to practise these words on a regular basis, choosing a variety of words from the word lists in this booklet

Thank you for your support.


## Word list 1




*old*




*told*



*gold*



*cold*



*hold*

Activity

Unscramble the words on the stars to match the rockets.



## Word list 2

 *door*

 *floor*

 *poor*

 *any*

 *many*


### Activity

Can you find the words, from the opposite page, in the word search below?


Once you have found these words, can you write them down?

d	o	o	r	e	f
f	g	o	j	r	l
u	o	f	c	k	o
p	d	y	l	g	o
i	h	a	n	y	r
m	a	n	y	n	x


## Word list 3




*find*




*kind*



*mind*



*behind*



*because*



## Activity

Find someone to play the game with you.

Can you read these words but also spell them correctly?

The game board consists of a path of colored circles and stars. The path starts at a yellow star labeled "Start" and ends at a yellow star labeled "Finish". The path is formed by the following circles in order: a blue circle with "find", an orange circle with "Kind", a grey circle with "behind", a yellow circle with "because", an orange circle with "find", a blue circle with "Go back 1 space", a grey circle with "kind", a yellow circle with "because", an orange circle with "find", a grey circle with "find", a blue circle with "mind", a blue circle with "mind", a black circle with "because", a grey circle with "find", and a blue circle with "mind".

Start

find

Kind

behind

because

find

Go back  
1  
space

kind

because

find

find

mind

mind


because

find


mind

Finish


## Word list 4




*child*




*wild*



*climb*



*only*



*children*

### Activity

Play a game of noughts and crosses. Decide whether you are a nought or a cross. Say the word and draw either your nought or your cross on the word. The person who gets three in a row wins.

*child*

*wild*

*climb*

*only*

*children*

*wild*


*climb*

*child*

*only*

## Word list 5

 *most*

 *both*

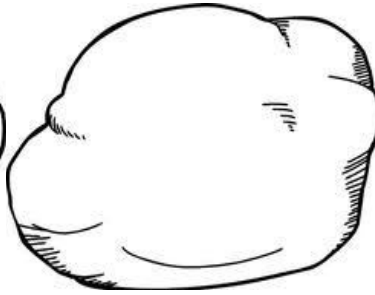
 *great*

 *steak*

 *break*

## Activity

Help the crocodiles cross the river. Read the word, say the word and then write the word on the rocks.




## Word list 6



## Activity

How many words can you find in the picture below? Write down the words you find from the picture, in the blue rectangle. In the white circle, write down the number of times you find the word.




## Word list 7

 *class*

 *grass*

 *pass*


 *Mr*

 *Mrs*



## Activity


Can you be a word detective? Ask an adult to hide these words around the room. Can you find these words, read them and spell them on your clipboard?




## Word list 8




bath




path



father



who



whole

### Activity


#### Spelling scribble.

Create a squiggle on the page below. Now fill the squiggle with your list of words.


Here is an example for you.




## Word list 9




*move*




*improve*



*prove*



*even*



*every*

## Activity

Can you find these words in the word search below?

Once you have found these words, can you write them down?

c	u	v	g	r	e	i	s
e	x	y	u	t	d	m	w
v	o	m	i	o	g	p	e
e	p	c	o	p	a	r	v
n	h	z	g	v	d	o	e
a	x	s	t	b	e	v	r
p	r	o	v	e	j	e	y
b	c	n	r	e	q	p	k

## Word list 10

 *could*

 *should*

 *would*

 *pretty*

 *busy*

## Activity

### Pyramid write

Write each word in the pyramid. Start with the first letter, then start on the next line and write the first and second letter, then move onto the third line and write the first, second and third letter. Continue to the bottom of the pyramid where the word will be complete.

Example: some  
s  
so  
som  
some




## Word list II

 *again*

 *people*

 *clothes*


 *money*

 *eye*




Activity


Unscramble the letters. Can you write the word correctly on a leaf below?




lcohtse




eey



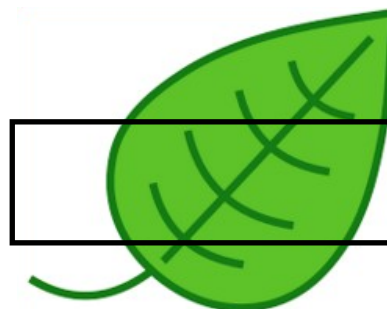
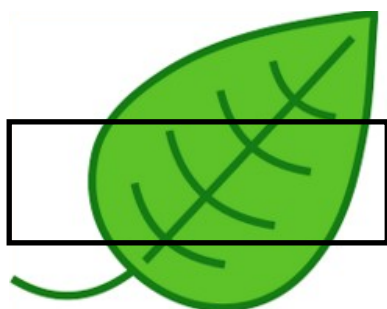
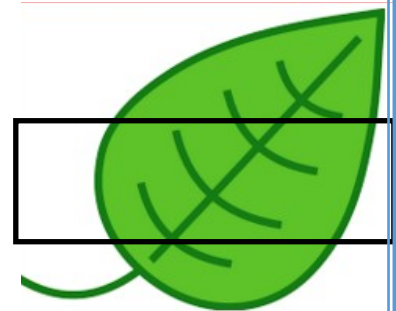
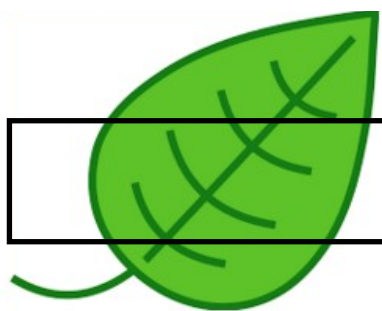
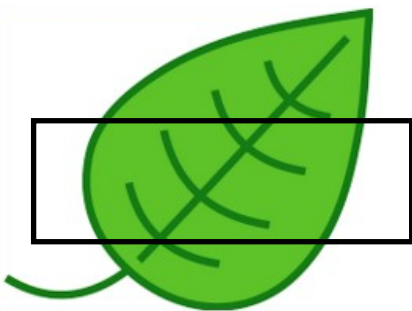
aaign



lepope




ymnoe



## Word list 12

 *plant*

 *sugar*

 *sure*

 *half*


 *Hour*

## Activity


Using the secret spelling code, identify the words that have been written.  
Can you write the word next to it?

a	b	c	d	e	f	g	h	i	j	k	l	m
☆	♡	☁	🚤	🇺🇸	☀	🍏	😊	←	⊙	→	☄	🌲
n	o	p	q	r	s	t	u	v	w	x	y	z
🕷	lll	🗨	✱	🐛	🐞	🌸	◯	👁	🌀	🔍	△	



©2014 Bennett





## Word list 13





*parents*




*Christmas*



*everybody*








*beautiful*



## Activity

Roll and write!

	<p><i>If you roll a one, write the word 4 times in a variety of colours</i></p>
	<p><i>If you roll a two, write your word in a sentence</i></p>
	<p><i>If you roll a three, draw a picture of the word</i></p>
	<p><i>If you roll a four, read and spell the word in a variety of different voices such as a robot, growling monster, or a loud alien.</i></p>



Board games  
and  
fun activities

Congratulations!

You have completed your Year 2 common exception words. Please continue to learn these words by playing this game.

start

climb

after

Miss a  
go

cold

pretty

grass

find

Miss  
a go

who

pass

door

could

Move  
forward  
1  
space

Move  
back 1  
space

floor

improve

sugar

old

Move  
forward  
2 spaces

most

only

water



because

bath

even

Go forward  
|  
space

children

child

Go back  
|  
space

steak

whole

many

last

Mr





break

Miss  
go

should

finish




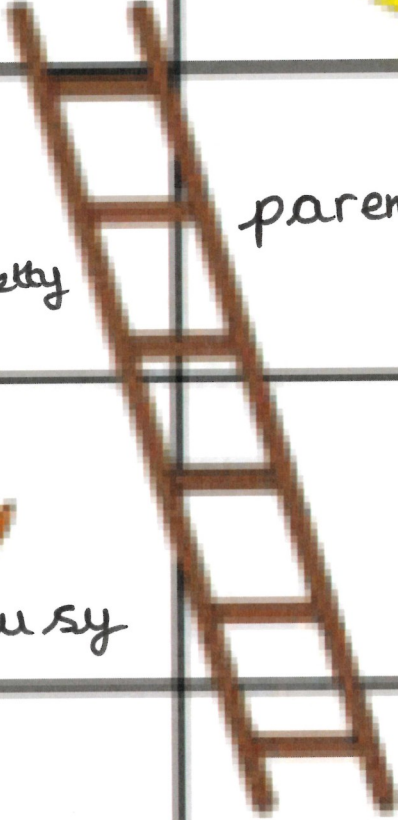
# Snakes and Ladders

half	 Go back 1 space	father	 Miss a go
path	again		move
Go back 1 space		sure	 Last people
class	after	would	 Miss a go
Start	only	hour	pretty everybody

Congratulations!

You have completed your Year 2 common exception words.

Please continue to learn these words by playing this game.

	beautiful	could	most	Finish 
money				
 More forwards 2 spaces	fast		clothes	wild
child	pretty	parents	every	both
	busy		because	pass
break	Mrs	water	Miss a go	should

